


# FOCUS ON VALUE



## Benefits of Presbyopia Correction with TECNIS Synergy™ IOLs

Presbyopia—an age-related, progressive loss of ocular lens accommodation—impairs vision at close distances<sup>1</sup>

- Functionally apparent from around **40 years** of age
- Affects **>80%** of individuals **aged ≥45** years
- Impacts adults for a substantial portion of working life
- Nearly universal in patients presenting for cataract surgery

Near and intermediate vision are necessary for many common daily tasks, for example:<sup>2</sup>



Reading



Electronic device use



Games and sports



Cooking



Seeing the car speedometer



Walking on uneven ground

Notably, the rapid increase in electronic device use (for both personal and professional purposes) necessitate good vision at closer distances more than ever before<sup>1</sup>

- In 2021, **~9/10** individuals in the European Union used the internet, with **4/5** accessing it daily<sup>3</sup>
- In 2019, **73%** used a mobile device to connect to the internet (smartphones, laptops, tablets), compared with 48% in 2014<sup>3</sup>

Poor restoration of near and intermediate vision with conventional monofocal IOLs may limit a patient's activities and quality of life<sup>2</sup>

- **Presbyopia-correcting (PC) IOLs** may be used to **address presbyopia** in patients undergoing cataract surgery or refractive lens exchange (RLE)<sup>4</sup>



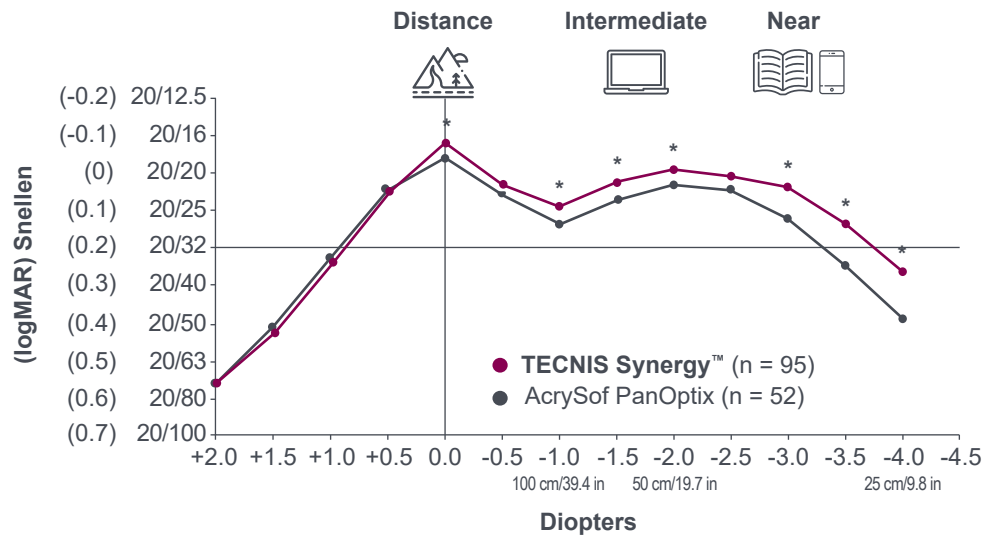
TECNIS Synergy™ IOLs are a breakthrough innovation in presbyopia correction

- Combine diffractive technology from TECNIS Symfony™ and TECNIS™ Multifocal IOLs to **deliver continuous, high-contrast vision across a full range of distances, day and night**<sup>5-7</sup>
- Indicated for the visual correction of aphakia following cataractous lens removal or refractive lensectomy in presbyopic adults who may benefit from **improved near vision and reduced spectacle dependence across all distances**<sup>4</sup>

# TECNIS Synergy™ IOLs deliver strong distance vision plus continuous 20/25 vision from far through near<sup>6,7</sup>

TECNIS Synergy™ IOLs were shown to provide **better visual acuity outcomes** than AcrySof PanOptix IOLs, including under mesopic and low-contrast conditions<sup>7,a</sup>

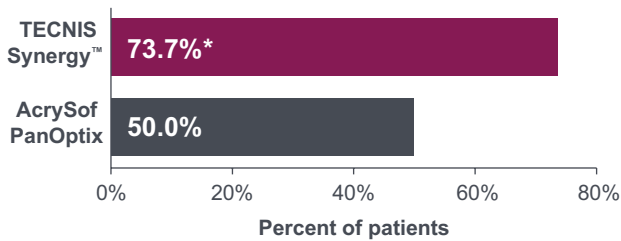
Mean binocular distance-corrected defocus curve at 3 months<sup>7,a</sup>




✓ **Better performance at each defocus point** than AcrySof PanOptix, with a higher peak acuity at 0.0 D and a curve that extends further, through - 3.5 D<sup>7,a</sup>

✓ **Superior near (33 cm) and distance visual acuity** compared with AcrySof PanOptix IOLs<sup>7,a</sup>

✓ **Significantly more patients with 20/25 or better at all distances tested** than AcrySof PanOptix<sup>7,a</sup>



✓ **Better near and distance vision under mesopic conditions** than AcrySof PanOptix (sharper night-time vision)<sup>7,a</sup>



<sup>a</sup> Results of a prospective, randomized, comparative study of the TECNIS Synergy™ IOL (ZFR00V; N = 97) versus AcrySof PanOptix Trifocal IOL (TFNT00; N = 53) in patients undergoing bilateral cataract surgery across 12 sites with a follow-up time of 3 months; \*P ≤ 0.05.

## Excellent visual acuity outcomes achieved with TECNIS Synergy™ IOLs translate to:<sup>8,b</sup>

High rates of spectacle independence

**92%**

did not wear glasses after surgery

High rates of satisfaction with low-light performance

**90%**

were satisfied with ability to see objects and read street signs in the evening or night

**96%**

were satisfied with ability to read a menu in a dimly lit restaurant

**97%**

were satisfied with ability to see steps or curbs in the evening or night


<sup>b</sup> Based on interim data collected at 6 months post-operatively (n = 101). "Satisfied" refers to "completely", "mostly", or "moderately" satisfied.

**Continuous vision across the range empowers patients to see at their ideal distances, allowing to seamlessly move between different activities<sup>7,8</sup>**

# TECNIS Synergy™ IOLs may provide lifetime value to patients as a result of reduced spectacle needs after surgery<sup>9,10</sup>

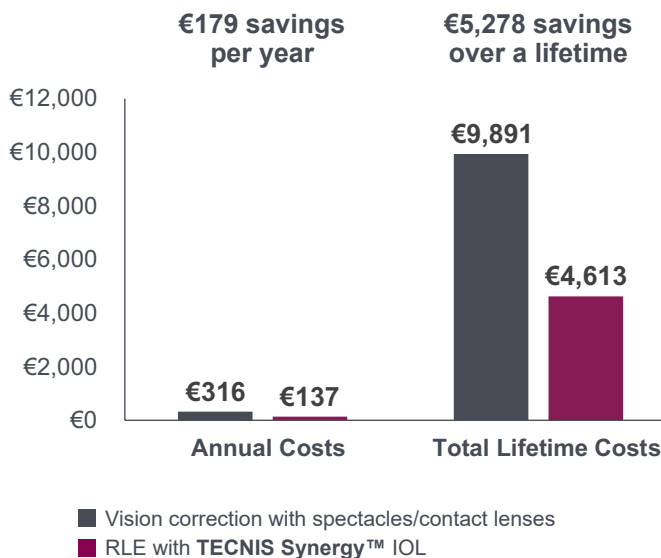
 **Spectacles may be costly**, particularly over the course of a patient's lifetime<sup>9,10</sup>

 **PC IOLs** provide high rates of spectacle independence and their initial cost may be offset by the **reduced use and cost of spectacles**<sup>11,12</sup>

 Evidence shows that **patients are willing to pay** over \$5.00 per day (~€4.50 per day) **for PC IOLs**, given they provide additional patient value<sup>10</sup>

## Cost Savings Example for TECNIS Synergy™ IOLs in a patient undergoing RLE<sup>a</sup>

A 55-year old female from Spain may achieve lifetime cost savings by undergoing RLE with TECNIS Synergy™ IOLs versus use of reading + Rx glasses and contact lenses + Rx sunglasses



The additional upfront cost of TECNIS Synergy™ IOL for RLE is equivalent to only:

 **1** Group Dinner Out per Year

<sup>a</sup> Hypothetical costs of RLE with TECNIS Synergy™ IOLs were estimated with the following assumptions: Life expectancy of 86.3 years<sup>13</sup>; prescription glasses and sunglasses cost of €252 per pair<sup>13</sup>, replaced every two years; contact lenses cost of €160 per year<sup>14</sup>; reading glasses were assumed to cost €10 per pair, with 3 pairs purchased per year. Compared to assumed cost of €4,300 for bilateral TECNIS Synergy™ IOL implantation, and reading glasses, if needed (1 pair per year at €10/pair). Dinner out for several people totalling approximately €137.

Abbreviations: Rx = prescription.

**TECNIS Synergy™ IOLs offer an opportunity for providers to remain at the forefront of patient care**

# Practice Benefits of TECNIS Synergy™ IOLs

## Additional reasons to choose TECNIS Synergy™



Preloaded and pre-assembled in the single-use **TECNIS Simplicity™ Delivery System**<sup>4</sup>

- Provides a sterile, controlled, touch-free method of IOL delivery, which may **decrease the risk of infection** related to contamination (eg, endophthalmitis)<sup>4,15</sup>
- Reduces the number of steps required to prepare the IOL for insertion (compared with non-preloaded IOLs), which may **result in OR time savings**<sup>4,15</sup>



Available on the **TECNIS™ Toric II Platform** for patients with astigmatism<sup>16</sup>

- Squared and frosted haptic design for increased friction in the capsular bag<sup>17</sup>
- Exceptional rotational stability ( $\leq 5^\circ$  rotation in 99.5% of surgeries at 1 week post-op) may **reduce the need for subsequent repositioning surgeries**<sup>18,a</sup>

\* Based on data from 200 eyes after 3 months postoperative follow-up in a postmarket prospective, multicenter, single-arm, open-label study of the **TECNIS™ Toric II 1-Piece IOL** conducted in the US. Outcomes differ from the pivotal investigation data in the product labeling and were collected using different measurement methods, study design and clinical conditions.

## Johnson & Johnson Vision provides value beyond the product

### Biometry Excellence Program

Access expertise in innovative J&J OLS, such as **TECNIS Synergy™**, to help ensure optimal outcomes<sup>19</sup>



Training (e-learning modules) and proctoring support for initial cases, including IOL calculations



Individual case analysis for first outcomes



Follow-up and optimization sessions

### Premium Value Program

Training to increase surgeon confidence with premium procedures and use of innovative J&J IOLs, which may allow practices to:



Grow expertise and expand practice capabilities



Attract premium patients



Become leaders in innovative technology, such as the **TECNIS Synergy™ IOL**

**REFERENCES:** 1. Berdahl J, et al. Patient and Economic Burden of Presbyopia: A Systematic Literature Review. *Clin Ophthalmol* 2020;14:3439-3450. REF2022CT4186. 2. Ribeiro F, et al. Definition and clinical relevance of the concept of functional vision in cataract surgery ESCRS Position Statement on Intermediate Vision: ESCRS Functional Vision Working Group. *J Cataract Refract Surg* 2020; 46 Suppl 1:S1-S3. REF2022OTH4498. 3. Eurostat (2021). Digital economy and society statistics. Available at: [https://ec.europa.eu/eurostat/statisticsexplained/index.php?title=Digital\\_economy\\_and\\_society\\_statistics\\_-\\_households\\_and\\_individuals#Internet\\_usage](https://ec.europa.eu/eurostat/statisticsexplained/index.php?title=Digital_economy_and_society_statistics_-_households_and_individuals#Internet_usage). Accessed: July 29, 2022. REF2022CT4354. 4. **TECNIS Synergy™ OptiBlue™ IOL with TECNIS Simplicity™ Delivery System**, Model DFR00V – DfU INT – Z311489P, Rev. A, April 2020. REF2020CT4274. 5. DOF2019OTH4002 – MTF of the **TECNIS Synergy™ OptiBlue™ IOL**, and other lens models. 27 March 2019. 6. DOF2019OTH4003 – Clinical investigation of the **TECNIS™ Next Generation IOL Model ZFR00**, 23 April 2019. 7. Dick HB, et al. Comparison of 3-month visual outcomes of a new multifocal intraocular lens versus a trifocal intraocular lens. *J Cataract Refract Surg* 2022; 10.1097/j.jcrs.0000000000000971. REF2022CT4353. 8. DOF2020CT4015 v2.0 – Forte 1: A Comparative Clinical Evaluation of a New **TECNIS™ Presbyopia-Correcting Intraocular Lens Against a PanOptix® Intraocular Lens – SPECTACLE WEAR AND SATISFACTION RESULTS**. 26 February 2021. 9. Lafuma A, et al. Economics and attitudes regarding spectacles in daily life: a European perspective. *Ophthalmic Epidemiol* 2009;16(4):218-223. REF2019CT4220. 10. Maxwell WA, et al. A United States cost-benefit comparison of an apodized, diffractive, presbyopia-correcting, multifocal intraocular lens and a conventional monofocal lens. *J Cataract Refract Surg*. 2008;34(11):1855-1861. REF2018CT4328. 11. Lafuma A, Berdeaux G. Modelling lifetime cost consequences of ReSTOR in cataract surgery in four European countries. *BMC Ophthalmol* 2008;8:12. REF2018CT4325. 12. Cuq C, et al. A European survey of patient satisfaction with spectacles after cataract surgery and the associated costs in four European countries (France, Germany, Spain, and Italy). *Ophthalmic Epidemiol*. 2008;15(4):234-241. REF2019CT4218. 13. Eurostat (2019). Life expectancy by age and sex. Available at: [https://appsso.eurostat.ec.europa.eu/nui/show.do?dataset=demo\\_mlexpec&lang=en](https://appsso.eurostat.ec.europa.eu/nui/show.do?dataset=demo_mlexpec&lang=en); Accessed: July 24, 2019. REF2019CT4222. 14. Expatica (2022) Vision care and finding an eye doctor in Spain. REF2022CT4352. 15. Jones JJ, et al. The impact of a preloaded intraocular lens delivery system on operating room efficiency in routine cataract surgery. *Clin Ophthalmol* 2016;10:1123-1129. REF2019OTH4453. 16. **TECNIS Synergy™ Toric II OptiBlue™ IOL with TECNIS Simplicity™ Delivery System**, Model DFW – DfU INT – Z311490P, Rev. B, March 2021. REF2022CT4096. 17. Takaku R, et al. Influence of frosted haptics on rotational stability of toric intraocular lenses. *Sci Rep* 2021;11: 15099. REF2021CT4212. 18. Quesada GA, et al. Reproducibility of the Magnitude of Lens Rotation Following Implantation of a Toric Intraocular Lens with Modified Haptics. *Clin Ophthalmol*. 2022 Sep 29;16:3213-3224. doi: 10.2147/OPHT.S373976. PMID: 36199805; PMCID: PMC9529011. REF2022CT4346. 19. BIOMETRY Excellence PROGRAM. PP2021CT4980.

For Healthcare Professionals Only. Please reference the Instructions for Use for a complete list of Indications and Important Safety Information and contact our specialists in case of any question.

© Johnson & Johnson Surgical Vision, Inc. 2022. Third-party trademarks are the property of their respective owners.

PP2022CT5389

**Johnson & Johnson VISION**

**TECNIS Synergy™ IOL**  
with TECNIS SIMPLICITY™ Delivery System  
**Toric II**

**TECNIS Synergy™ IOL**  
with TECNIS SIMPLICITY™ Delivery System